

Issue Date _____
Tax Parcel No. _____
Permit Fee _____
Expiration Date . _____

Zoning District _____

Permit No. _____

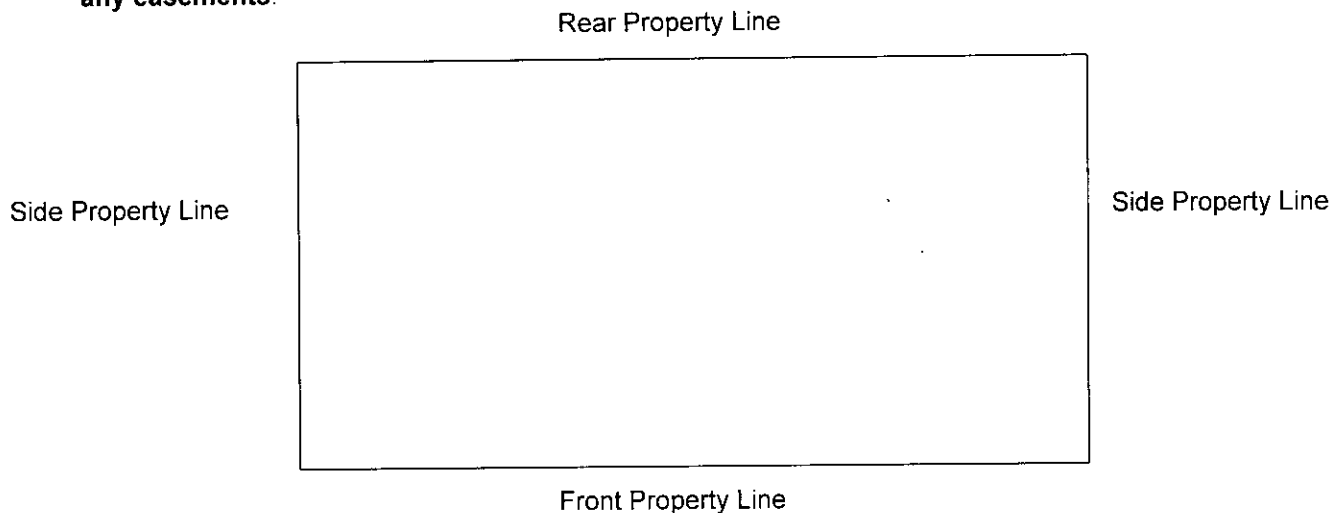
Date Stamp _____

ZONING PERMIT APPLICATION FACT SHEET
Residential Accessory Building / Storage Shed
(for all structures under 1000 sq.ft. only)

Municipality _____
Name _____
Phone No. _____
Address _____
Subdivision _____ Lot No. _____
Lot Size _____

Contractor _____
Phone No. _____
Address _____
Cell No. _____
Estimated Cost _____

- I. Complete the diagram. Show all dimensions from property lines and easements for all existing structures – house, garage, and proposed building location. Use additional sheet if required. **Sheds cannot be placed in any easements.**



NOTE: If applicable, you must show location of on-lot septic system

II. Dimensions:

1. Building Size: Width _____ Length _____ Height _____
Sq. Ft.: _____ ft. No. of stories: _____

III. Shed Type: Prefabricated Built on-site Pole-building

Will be placed: Concrete Block Gravel Bed Concrete Slab 6x6 ties w/stone Concrete Foundation

IV. Electric: Yes No

FINAL INSPECTION REQUIRED – CALL TECHNICON ENTERPRISES, INC. II (610) 286-1622

Applicant

Date

Code Enforcement/Zoning Officer

Date

INSPECTION APPROVED INSPECTION DISAPPROVED INSPECTION DATE _____

Issue Date _____
Tax Parcel No. _____
Permit Fee _____
Expiration Date _____

Zoning District _____
Permit No. _____

Date Stamp _____

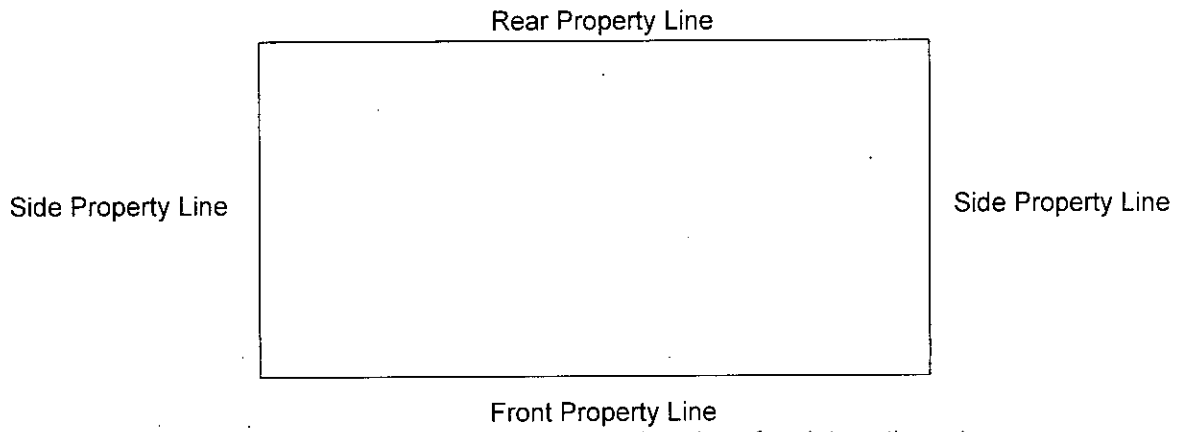
ZONING PERMIT APPLICATION FACT SHEET
Unroofed Deck / Patio Construction

NOTE: This form is restricted to structures less than 30" above finished grade for the total structure. Higher structures require a Building Permit.

Municipality _____
Name _____
Phone No. _____
Address _____
Subdivision _____ Lot No. _____
Lot Size _____

Contractor _____
Phone No. _____
Address _____
Cell No. _____
Estimated Cost _____

I. Complete the diagram. Show all dimensions from property lines for existing home and proposed deck or patio construction. Use an additional sheet if required.



NOTE: If applicable, you must show location of on-lot septic system

- II. Deck: (Information required for a permit)
1. Size of Deck: _____
 2. If attached to house – how will joists be supported: Ledger Hangers
 3. Type of Lumber: Pressure Treated Redwood Other _____
 4. Size of Lumber: Support Post _____ Floor Joist _____
 5. Spacing of floor joist center: 16" 24"
 6. Height of deck above ground at each corner: FL _____ FR _____ RL _____ RR _____
 7. Height of railing above finished deck: _____ above finished steps: _____

- III. Patio: (Information required for a permit)
1. Size of Patio: _____
 2. Construction: Brick/Pavers Concrete

Applicant

Date

Code Enforcement/Zoning Officer

Date

FINAL INSPECTION REQUIRED – CALL TECHNICON ENTERPRISES INC., II. (610) 286-1622

INSPECTION APPROVED INSPECTION DATE/SIGNATURE _____ / _____
 INSPECTION DISAPPROVED

Issue Date _____
Tax Parcel No. _____
Permit Fee _____
Expiration Date _____

Zoning District _____

Date Stamp _____

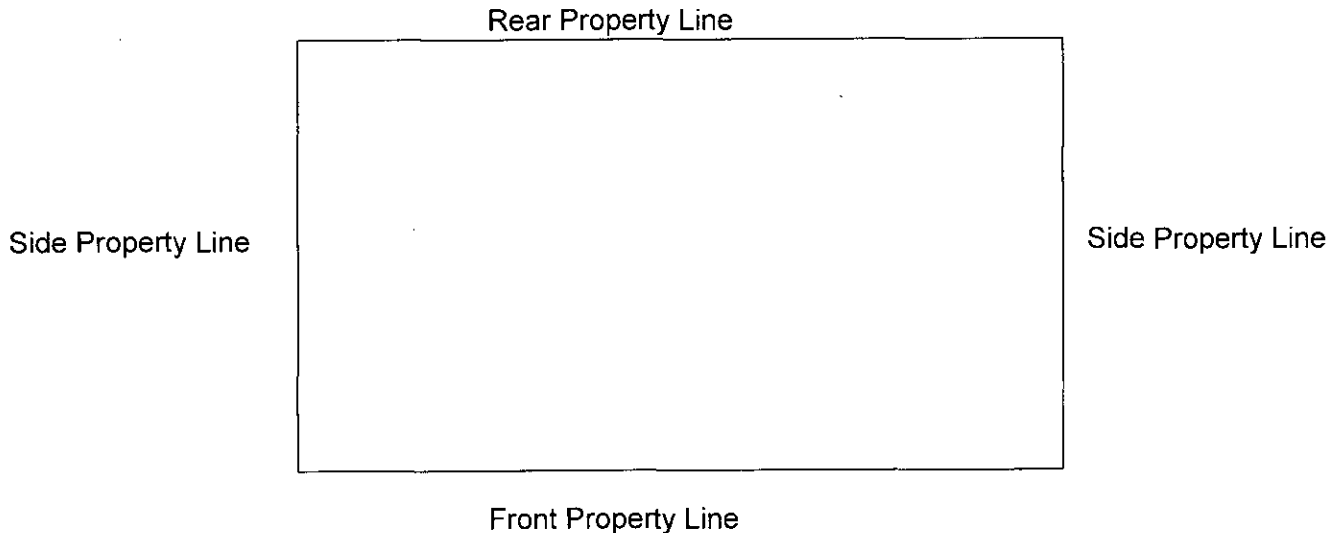
Permit No. _____

ZONING PERMIT APPLICATION FACT SHEET
Fence Construction
(for fences less than 6 ft. in height only)

Municipality _____
Name _____
Phone No. _____
Address _____
Subdivision _____ Lot No. _____

Contractor _____
Phone No. _____
Address _____
Cell No. _____
Estimated Cost _____

I. Complete the diagram. Show setback lines for existing structures – building, etc. and proposed fence construction. **Fence cannot be placed in any easements.**



NOTE: If applicable, you must show location of on-lot septic system

- II. **Fence:**
- Type of Fence: Split Rail Privacy Fence Chain Link Other _____
 - Proposed Fence Height: _____ ft. _____ in.
 - Distance fence will be from property lines: _____ ft. _____ in.

Note: No fence can be installed in any Utility and/or Drainage Easement

FINAL INSPECTION REQUIRED - CALL TECHNICON ENTERPRISES INC., II (610)286-1622

APPLICANT

DATE

INSPECTION APPROVED INSPECTION DISAPPROVE

CODE ENFORCEMENT/ZONING OFFICER APPROVAL

DATE

INSPECTION DATE _____